



WorkHorse Series 3



The industry's most technologically advanced and dependable heavy-duty charger for multi-shift applications requiring a full battery recharge in less than eight hours.

Features & Benefits

- Fully integrated microprocessor control for automatic dv/dt - di/dt termination
- Interface jack for remote control and monitoring options
- Automatic refresh charge every twelve hours
- Charge time of eight hours or less on a fully discharged battery
- Auto start with five second delay
- Selectable delayed start from one to nine hours
- Battery protection with override timers, wrong battery sensing and negative charge slope termination
- Automatic shutdown for the following conditions
 - 80% charge does not occur in nine hours or;
 - Final charge is not reached six hours after 80% (gassing point)
 - Volts per cell are too high or too low
 - Charging current is too low
 - Battery cable is disconnected while charging
- **CAUTION:** DISCONNECTING THE BATTERY FROM THE CHARGER DURING THE CHARGE CYCLE WITHOUT MANUALLY STOPPING THE CHARGER CAN CAUSE DAMAGE TO BOTH OPERATORS AND EQUIPMENT AND VOID THE WARRANTY
- Ferroresonant tapered charge for optimum battery and charger life
- Selectable 80% voltage of 2.37 or 2.45 volts per cell
- Four position Digital display for showing;
 - Charge current
 - Equalize in process
 - Fault diagnostics
- LED test button
- Charger data monitor button
 - Provides AH returned, Total charge time, Average volts per cell
- Cool down timer initiates at the end of charge
- Red push button for manual shutdown
- Manual jump start for over-discharged batteries
- Manual and or Automatic equalization
- Ten foot long output cables for added flexibility
- Numerous Output connectors available as standard

Product Safety

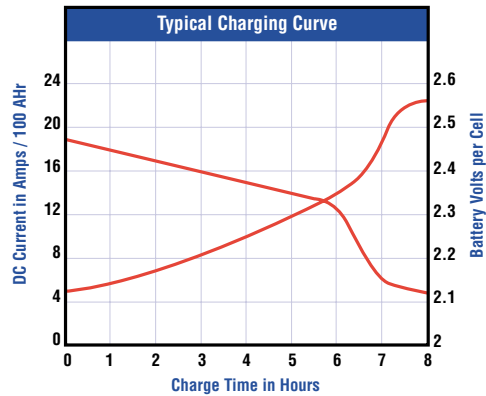
- UL Listed
- CSA Certified

Optional Features

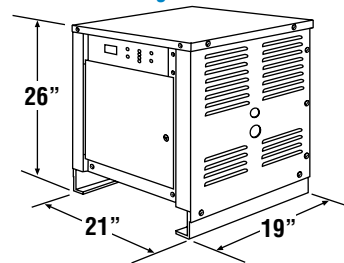
- Wall Mount brackets available
- Remote Control Box available
- Fungus protection available
- Real Time Clock Control
- 50HZ models available
- Water signal (driver circuit and valve available as options)
- Series and Parallel output cables available

Warranty

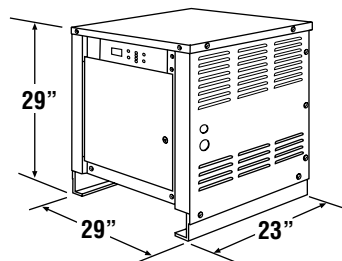
- See Warranty Certificate for information



Single Phase



Three Phase



APPLIED ENERGY SOLUTIONS
 One Technology Place
 Caledonia, New York 14423
 Tel: 585-538-4421
 Fax: 585-538-6345

800-836-2132

www.appliedenergysol.com



APPLIED ENERGY SOLUTIONS
WORKHORSE[™]

Series

The Power of Excellence

*Your choice of horse power for the long haul.
This family of dependable, heavy duty industrial chargers,
features ferroresonant technology for single, dual and
multi-shift applications.*



*Materials
Handling*



Textiles

